

Discovery of a magnetic field in the O9 sub-giant star HD 57682 by the MiMeS Collaboration[★]

J. H. Grunhut,^{1,2†} G. A. Wade,² W. L. F. Marcolino,³ V. Petit,⁴ H. F. Henrichs,⁵
D. H. Cohen,⁶ E. Alecian,⁷ D. Bohlender,⁸ J.-C. Bouret,³ O. Kochukhov,⁹ C. Neiner,¹⁰
N. St-Louis,¹¹ R. H. D. Townsend¹² and the MiMeS Collaboration

¹Department of Physics, Engineering Physics & Astronomy, Queen's University, Kingston, ON K7L 3N6, Canada

²Department of Physics, Royal Military College of Canada, PO Box 17000, Station Forces, Kingston, ON K7K 7B4, Canada

³LAM-UMR 6110, CNRS & Univ. de Provence, 38 rue Frédéric Joliot-Curie, F-13388 Marseille cedex 13, France

⁴Département de Physique, Génie Physique et Optique, CRAQ, Université Laval, QC G1K 7P4, Canada

⁵Astronomical Institute 'Anton Pannekoek', University of Amsterdam, Science Park 904, 1098 XH Amsterdam, The Netherlands

⁶Department of Physics and Astronomy, Swarthmore College, 500 College Ave., Swarthmore, PA 19081, USA

⁷LESIA, Observatoire de Paris, CNRS, UPMC, Université Paris Diderot, 5 place Jules Janssen, 92195 Meudon Cedex, France

⁸National Research Council of Canada, Herzberg Institute of Astrophysics, 5071 W. Saanich Rd., Victoria, BC V9E 2E7, Canada

⁹Department of Physics and Astronomy, Uppsala University, Box 515, 751 20 Uppsala, Sweden

¹⁰GEPI, Observatoire de Paris, CNRS, Université Paris Diderot, 5 place Jules Janssen, 92195 Meudon Cedex, France

¹¹Département de Physique, Université de Montréal, CP 6128, Succ. Centre-Ville, Montréal, QC H3C 3J7, Canada

¹²Department of Astronomy, University of Wisconsin-Madison, 5534 Sterling Hall, 475 N Charter Street, Madison, WI 53706, USA

Accepted 2009 September 30. Received 2009 September 30; in original form 2009 July 24

ABSTRACT

We report the detection of a strong, organized magnetic field in the O9IV star HD 57682, using spectropolarimetric observations obtained with ESPaDOnS at the 3.6-m Canada–France–Hawaii Telescope within the context of the Magnetism in Massive Stars (MiMeS) Large Programme. From the fitting of our spectra using non-local thermodynamic equilibrium model atmospheres, we determined that HD 57682 is a $17_{-9}^{+19} M_{\odot}$ star with a radius of $7.0_{-1.8}^{+2.4} R_{\odot}$ and a relatively low mass-loss rate of $1.4_{-0.95}^{+3.1} \times 10^{-9} M_{\odot} \text{ yr}^{-1}$. The photospheric absorption lines are narrow, and we use the Fourier transform technique to infer $v \sin i = 15 \pm 3 \text{ km s}^{-1}$. This $v \sin i$ implies a maximum rotational period of 31.5 d, a value qualitatively consistent with the observed variability of the optical absorption and emission lines, as well as the Stokes V profiles and longitudinal field. Using a Bayesian analysis of the velocity-resolved Stokes V profiles to infer the magnetic field characteristics, we tentatively derive a dipole field strength of $1680_{-356}^{+134} \text{ G}$. The derived field strength and wind characteristics imply a wind that is strongly confined by the magnetic field.

Key words: stars: early-type – stars: individual: HD 57682 – stars: magnetic fields – stars: rotation – stars: winds, outflows.

1 INTRODUCTION

The phenomenon of magnetism in hot, massive OB stars is not well studied. To date, repeated detections of circular polarization within line profiles have firmly established the presence of magnetic fields in three O-type stars (θ^1 Ori C, HD 191612 and ζ Ori A; Donati

et al. 2002, 2006; Bouret et al. 2008) and a handful of early B-type stars (e.g. Donati et al. 2001; Neiner et al. 2003; Alecian, Wade & Catala 2008; Petit et al. 2008; Silvester et al. 2009). Indications of magnetic fields have also been reported in a number of other OB stars (e.g. by Hubrig et al. 2008, 2009). Such objects represent vital targets for the study of stellar magnetism. Their strong, radiatively driven winds couple to magnetic fields, generating complex and dynamic magnetospheric structures (e.g. ud-Doula & Owocki 2002), which modify mass loss, and may enhance the shedding of angular momentum via magnetic braking (e.g. ud-Doula, Owocki & Townsend 2008). The presence of even a relatively weak magnetic field can profoundly influence the evolution of massive stars and their feedback effects, such as mechanical energy deposition in the

[★]Based on observations obtained at the Canada–France–Hawaii Telescope which is operated by the National Research Council of Canada, the Institut National des Sciences de l'Univers of the Centre National de la Recherche Scientifique of France and the University of Hawaii.

†E-mail: Jason.Grunhut@rmc.ca

interstellar medium (ISM) and supernova explosions (e.g. Ekstrom, Meynet & Maeder 2008). For these reasons, the Magnetism in Massive Stars (MiMeS) Large Program (Grunhut et al. 2009; Wade et al. 2009) is exploiting the unique spectropolarimetric characteristics of ESPaDOnS at the Canada–France–Hawaii Telescope (CFHT) and NARVAL at the T eloscope Bernard Lyot (TBL) to obtain critical missing information about the poorly studied magnetic properties of these important stars.

One of the MiMeS targets is HD 57682, an O9 sub-giant star. HD 57682 is reported to be a runaway star (Comeron, Torra & Gomez 1998) with no known companions (e.g. de Wit et al. 2005; Turner et al. 2008) and shows no photometric variability (e.g. Balona 1992). However, HD 57682 exhibits variability of UV lines characteristic of magnetic OB stars (e.g. Schnerr et al. 2008), and this is the primary reason it was included in the MiMeS target list.

2 OBSERVATIONS

11 high-resolution ($R \sim 65\,000$), broad-band (370–1050 nm) circular polarization (Stokes V) spectra of HD 57682 were obtained with the ESPaDOnS spectropolarimeter, mounted on the 3.6-m CFHT, as part of the Survey Component of the MiMeS Large Program. The spectra were acquired and reduced in a manner essentially identical to that described by Silvester et al. (2009). The observations were obtained during two separate ESPaDOnS runs. The first two observations were obtained on successive nights in 2008 December (high extinction hindered our first observation) and an additional nine observations were obtained in 2009 May on five different nights. On nights when more than one observation was obtained, the un-normalized spectra were co-added prior to analysis, yielding seven independent observations; a fifth-order polynomial (or lower) was used for normalization of each individual order. A complete summary of the ESPaDOnS observations is given in Table 1.

Least-squares deconvolution (LSD; Donati et al. 1997) was applied to all polarimetric observations in order to increase the signal-to-noise ratio (S/N) for this analysis. We adopted a mask in which all the Stark-broadened hydrogen and helium lines, and the metallic lines that are blended with the hydrogen lines were excluded. This resulted in approximately 165 relatively pure photospheric lines used for the creation of the mean, normalized Stokes I , V and diagnostic null (N) profiles, yielding an increase in the Stokes V S/N by a factor of ~ 7.5 . All LSD profiles were computed on a spectral grid with a velocity bin of 3.6 km s^{-1} . The Stokes V , diagnostic null and the Stokes I profiles of our 2008 December 6 observation are shown in Fig. 1 (a compilation of all Stokes I and V profiles

Table 1. Journal of ESPaDOnS observations listing the date, the heliocentric Julian date (2 454 000+), the number of sub-exposures and the exposure time per individual sub-exposure, and the peak S/N (per 1.8 km s^{-1} velocity bin) in the null spectrum in the V band, for each night of observation. Columns 5 and 6 list the false alarm probability and the mean longitudinal field inferred from the LSD profiles, respectively.

Date	HJD	t_{exp} (s)	S/N	FAP	$B_{\ell} \pm \sigma_B$ (G)
2008/05/12	806.080	4×500	259	5×10^{-4}	282 ± 114
2008/06/12	806.786	4×500	937	$< 10^{-8}$	266 ± 30
2009/04/05	955.768	8×600	1502	3×10^{-7}	-46 ± 21
2009/05/05	956.750	8×540	1401	1×10^{-7}	-35 ± 22
2009/07/05	959.102	4×540	667	6×10^{-2}	-94 ± 50
2009/08/05	959.749	8×540	1136	1×10^{-8}	-167 ± 30
2009/09/05	960.748	8×540	915	6×10^{-7}	-109 ± 37

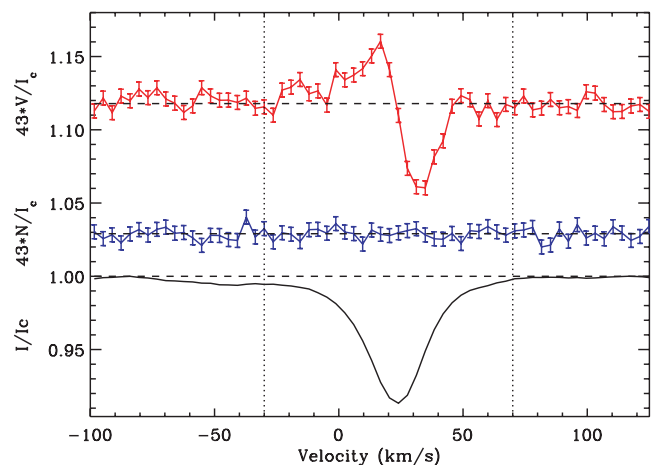


Figure 1. LSD Stokes V (top), null N (middle) and Stokes I profiles (bottom) of HD 57682 from 2008 December 6. The V and N profiles are expanded by the indicated factor and shifted upwards for display purposes. A clear Zeeman signature is detected in the Stokes V profile, while the null profile shows no signal. The integration limits used to measure the longitudinal field are indicated by the dotted lines.

is provided in Fig. 5). A careful examination of the corresponding reduced spectrum clearly shows the presence of Stokes V signatures of similar morphology in numerous individual absorption lines of different chemical species. We also list the false alarm probabilities according to the criterion of Donati et al. (2002, 2006) in Table 1, resulting in five definite detections, one marginal detection and one non-detection.

The longitudinal magnetic field (B_{ℓ}) was inferred from each LSD Stokes V profile in the manner described by Silvester et al. (2009). The longitudinal field measurements, which are reported in Table 1, vary between -167 G and $+282\text{ G}$, with a typical uncertainty of $20\text{--}40\text{ G}$. While the longitudinal field provides a useful statistical measure of the line-of-sight component of the field, we stress that we do not use it as the primary diagnostic of the presence of a magnetic field. This is because a large variety of magnetic configurations can produce a null longitudinal field. However, nearly all of these configurations will generate a detectable Stokes V signature in the velocity-resolved line profiles, which is what we observe.

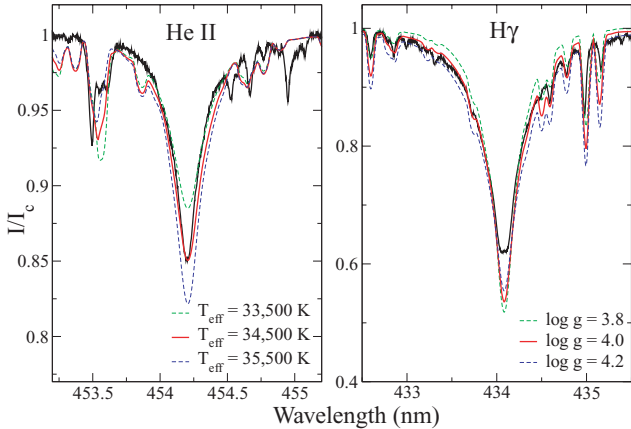
In addition to the ESPaDOnS observations, archival IUE data were used to constrain the fundamental parameters of HD 57682 (see Section 3) and investigate its UV and optical line variability (see Section 4). Three IUE spectra were obtained over a period of 5 years, one on 1978 December 12 and the other two on 1983 November 20. The first observation was obtained with the small aperture while the latter were with the large aperture.

3 STELLAR PARAMETERS

Non-local thermodynamic equilibrium (NLTE), expanding atmosphere models calculated with the CMFGEN code were used in our analysis (see Hillier & Miller 1998 for details). A summary of the fundamental parameters obtained is reported in Table 2. The surface gravity ($\log g$) and effective temperature (T_{eff}) were derived from the optical spectrum. The $H\delta$ and $H\gamma$ wings provided a measurement of $\log g$, while the He I 447-nm and He II 454-nm transitions were used as the main diagnostic for T_{eff} . However, fits to other helium transitions were also checked for consistency. Model fits to the He II 454 nm and $H\gamma$ are shown in Fig. 2. The uncertainties quoted in Table 2 already take into account the observed temporal

Table 2. Summary of stellar and wind properties of HD 57682.

Spectral type	O9IV (Walborn 1972)
T_{eff} (K)	$34\,500 \pm 1000$
$\log g$ (cgs)	4.0 ± 0.2
R_* (R_{\odot})	$7.0_{-1.8}^{+2.4}$
$\log(L_*/L_{\odot})$	4.79 ± 0.25
M_* (M_{\odot})	17_{-9}^{+19}
$\log \dot{M}$ ($M_{\odot} \text{ yr}^{-1}$)	-8.85 ± 0.50
v_{∞} (km s^{-1})	1200_{-200}^{+500}
$\log(L_X/L_{\text{Bol}})$	-6.34

**Figure 2.** Modelling of the He II 454-nm line with atmospheric models corresponding to different T_{eff} values (left-hand panel; $\log g = 4.0$) and the H γ line with models corresponding to different $\log g$ values (right-hand panel; $T_{\text{eff}} = 34\,500$ K) for the night of 2009 May 4. Note that only the wings of the H γ profile are used; the core is likely contaminated by circumstellar material (see Section 6).

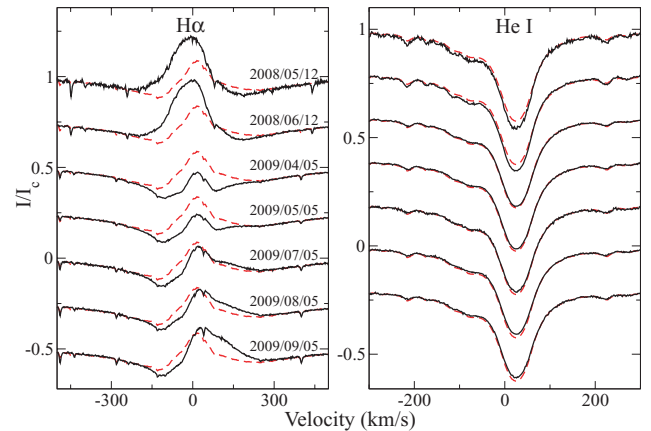
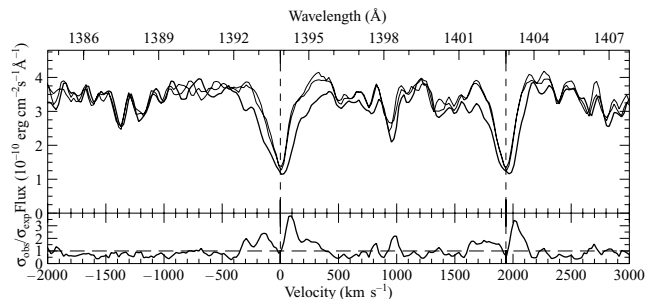
variability (see Section 4). The stellar luminosity L_* was assumed to be typical of other late O-type stars (see Martins, Schaerer & Hillier 2005a, table 4). Therefore, through the analysis of *IUE* spectra we derived a distance of ~ 1.3 kpc and a corresponding reddening parameter $E(B - V)$ of 0.07 from the fit to the observed UV continuum. The values obtained are in good agreement with other modern literature estimates (e.g. Wegner 2002). The stellar radius was directly computed from $R_* = (L_*/4\pi\sigma T_{\text{eff}}^4)^{1/2}$ and the stellar mass follows from $M_* = gR_*^2/G$. Standard errors for R_* and M_* were computed assuming an error in the luminosity of ± 0.25 dex (see Martins et al. 2005b). Test models were also investigated with different abundances for the CNO elements, but precise values were difficult to determine and we found no clear evidence of chemical enrichment or depletion with respect to solar abundances of either Grevesse & Sauval (1998) or the more recent Grevesse, Asplund & Sauval (2007). A deeper study is necessary, but beyond the scope of this letter.

The wind parameters \dot{M} and v_{∞} were determined from the fit to the C IV 154.8, 155.1-nm profile, from *IUE* data SWP21590, and appears consistent with all *IUE* data available. A standard β -velocity law was considered, with $\beta = 1$. Due to the lack of wind diagnostic lines, clumping was not included in our analysis. Auger ionizations from X-rays were taken into account in the models, since they are essential in stars with spectral types similar to HD 57682 (see Martins et al. 2005b). The level of X-ray emission used in our CMFGEN models is taken from *ROSAT* measurements (Berghoefler, Schmitt & Cassinelli 1996), scaled to our distance.

4 TEMPORAL VARIABILITY AND ROTATION

Our first observations obtained in 2008 December show an enhanced H α emission and stronger absorption-line depth in other elements compared to the observations obtained in 2009 May (see Fig. 3 for an example with He lines). The stability of neighbouring lines and the use of a low-order polynomial during normalization imply that the variability is real. An analogous anticorrelation is seen in the magnetic O-type star θ^1 Ori C (Donati et al. 2002; Wade et al. 2006). We also note that the longitudinal magnetic fields measured in 2008 December versus 2009 May show opposite signs (see Table 1). Additionally, the *IUE* UV spectroscopy shows significant variations of the 139.4, 140.2-nm Si IV doublet (see Fig. 4) – a phenomenon that is not observed in other UV lines and occurs exclusively in magnetic B-type stars, e.g. ζ Cas (Neiner et al. 2003), and all magnetic He-strong stars. Our CMFGEN models are not able to reproduce this variability by increasing the mass-loss rate, which, as we show in Section 6, leads us to believe that it is due to magnetically confined circumstellar material.

In order to determine the rotational velocity $v \sin i$ of HD 57682, we computed the Fourier transform of many unblended absorption lines throughout the optical spectrum (e.g. Gray 1981). The results of our analysis suggest that there is an important non-rotational contribution to the line profile. Our CMFGEN models employed an

**Figure 3.** Temporal variations of the H α (left-hand panel) and He I 447-nm (right) lines throughout our observing run. The time-averaged profile is plotted in red (dashed) to emphasize variations. The date of observation is indicated in the H α frame.**Figure 4.** Overplot of the Si IV line profiles of the three high-resolution *IUE* spectra of HD 57682. The two doublet rest wavelengths are indicated by vertical dashed lines. The lower part displays the significance of the variability, expressed as the square root of the ratio of the measured to the expected variances. Note that the variability observed at 1398 Å is well known and due to small differences in the echelle order overlap corrections.

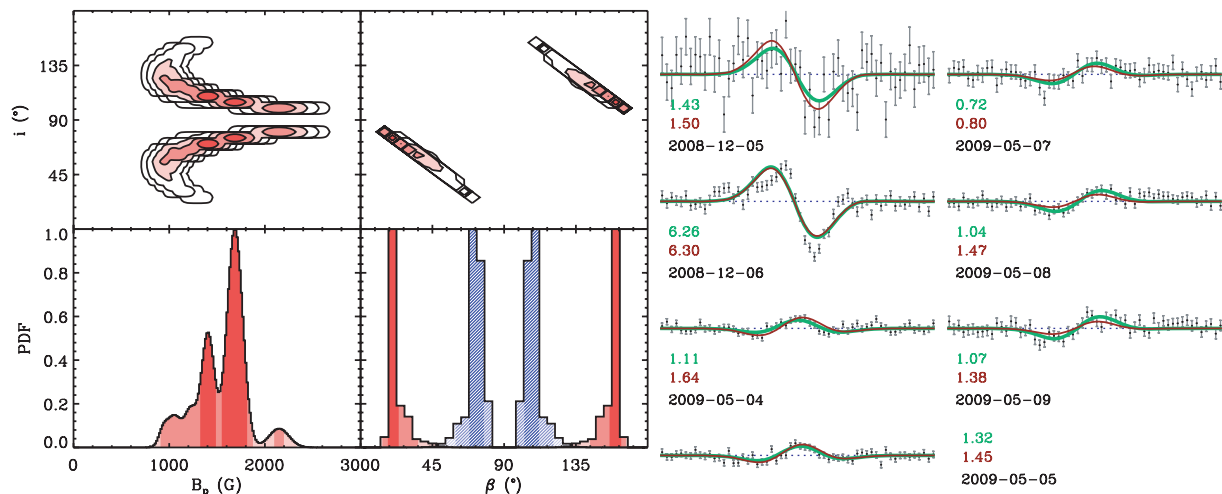


Figure 5. Left: marginalized a posteriori probability density for the dipole strength (bottom left), the magnetic field obliquity (bottom right and solid-filled red, with the inclination PDF overplotted in line-filled blue) the B_p - i plane (top left) and the i - β plane (top right). The 68.3, 95.4 and 99.7 per cent credible regions are indicated in dark to light shades, respectively. The additional contours for the 2D planes are 99.994 and 99.9999 per cent. Right: Our time series in Stokes V are shown, along with individual geometries that provide the maximum likelihoods for single observations (in thick green) and with the geometry that provides the maximum likelihood for all the observation combined (in thin red). The associated reduced χ^2 are also indicated.

additional 40 km s^{-1} macro-turbulence to provide a better fit to the observed absorption lines. From the analysis of about 30 different lines from the 2008 December 6 and 2009 May 4 observations, we infer a mean $v \sin i$ of about $15 \pm 3 \text{ km s}^{-1}$, in good agreement with Balona (1992).

Due to the limited temporal sampling of our observations, we are unable to unambiguously determine the rotational period of HD 57682. However, using an upper limit on our inferred radius of $9.4 R_\odot$ and the inferred rotational broadening of 15 km s^{-1} , we estimate that the maximum (rigid) rotation period P_{rot} is equal to about 31.5 d. The observed variations of $\text{H}\alpha$ (see Fig. 3) are qualitatively consistent with such a period, because the night-to-night changes are small compared to the difference between the mean profiles corresponding to the two different observing runs. As well, the variability of the Stokes V profiles and longitudinal field measurements also support a variability time-scale considerably longer than five nights. We therefore conclude that the variability of the magnetic and spectroscopic observables are consistent with rotational modulation, with a period of a few weeks.

5 MAGNETIC FIELD

The longitudinal field measurements imply a strength of the dipole component of the magnetic field of at least 1 kG, consistent with the strengths of fossil fields studied in Ap/Bp stars as well as other B- and O-type stars. To estimate the surface magnetic field characteristics of HD 57682, we used the same method as Petit et al. (2008; in preparation), which compares the observed Stokes V profiles to a large grid of synthetic profiles, described by an oblique-rotator model, to estimate the magnetic properties of the star. The model is parametrized by the dipole field strength B_p , the rotation axis inclination i , the positive magnetic axis obliquity β and the rotation phase φ . In order to compute synthetic Stokes V profiles, we need to infer the line properties using the Stokes I profile. As the detailed formation of the line profile and the source of its variation is uncertain, we opted for the simplest assumption and used the mean of the observed profiles to determine the intensity profile parameters.

Assuming that only φ may change between different observations of a given star, the goodness-of-fit of a given rotation-independent (B_p, i, β) magnetic configuration can be computed to determine a configuration that provides the overall best likelihood for all the observed Stokes V profiles. In Fig. 5, we compare the synthetic profiles of the overall best likelihood configuration (in green) with the best likelihood configuration for each observation (in red). The quality of the different fits is similar, showing that a single inclined dipole can reproduce the observations as well as individual dipole configurations, although both are imperfect. However, any features that cannot be explained are treated formally as additional noise.

Fig. 5 shows the resulting marginalized a posteriori probability density function (PDF) for the dipole field strength (bottom left). The inferred value for the magnetic surface field strength in the 68.3 per cent credible region is then $1680_{-356}^{+134} \text{ G}$. The value of the dipole field strength will vary greatly with a small change in the inclination value, as illustrated in the B_p - i 2D PDF shown in Fig. 5 (top left). A determination of the rotation period by further observations will improve the estimate of the dipole field strength.

Based on these data, the obliquity of the magnetic axis is closely correlated with the inclination as well, as demonstrated by the β - i 2D PDF shown in Fig. 5 (top right). According to the 99.7 per cent credible regions of the marginalized PDFs of i and β (shown in Fig. 5 in blue and red, respectively), we infer that the obliquity is between 10° and 50° if the inclination is between 47° and 84° or between 130° and 169° if the inclination is between 95° and 132° .

6 DISCUSSION AND CONCLUSIONS

It is interesting to note that the mass-loss rate derived from the $\text{H}\alpha$ profiles is inconsistent with mass loss derived from the C iv UV lines. Test models indicate that the intensity of the $\text{H}\alpha$ emission observed at different dates requires mass-loss rates above $\sim 10^{-7} M_\odot \text{ yr}^{-1}$. With such high values, the predicted UV spectra would present strong P-Cygni profiles (e.g. Marcolino et al. 2009), which are not seen in any of the *IUE* spectra available for HD 57682. In fact, HD 57682 presents a UV spectrum typical of Galactic weak wind stars, with no significant P-Cygni emissions (Martins et al. 2005b;

Marcolino et al. 2009). This leads us to believe that the H α profiles are not formed in the wind, but are possibly a result of confined circumstellar material. Walborn (1980) already reported this line to be unusual and of non-nebular origin.

A preliminary Bayesian analysis suggests that the magnetic field of HD 57682 is approximately reproduced by a dipole field with a characteristic surface field strength of 1680_{-356}^{+134} G. We computed the magnetic wind confinement parameter (ud-Doula & Owocki 2002) of 1.4×10^4 for HD 57682, using $B_p \sim 1600$ G, and the physical parameters listed in Table 2 (η_* ranges from 4×10^3 to 2×10^4 using the 99.7 per cent credible regions). Although strongly confined, this places HD 57682 at an interesting intermediate regime amongst OB stars, between the super-strongly-confined wind of σ Ori E ($\eta_* \sim 10^7$) and the much more weakly confined wind of θ^1 Ori C ($\eta_* \sim 20$). Magnetic confinement of the wind of HD 57682 would naturally explain the H α variability, the UV variability and the line depth variability. Moreover, shocks produced in a magnetically channelled wind could boost the X-ray emission, providing an explanation of the high X-ray luminosity without requiring a high mass-loss rate (e.g. Cohen et al. 2008). However, it is puzzling that HD 57682 presented a soft X-ray spectrum during the *ROSAT* observations, contrary to what would be expected from a fast wind and the strong magnetic confinement.

This discovery brings the number of firmly established magnetic O-type stars to four. With its strong wind confinement, and its stellar and wind properties determined, HD 57682 provides a testbed for future magnetohydrodynamics (MHD) simulations. However, more data are needed to better determine the surface dipole field strength, magnetic obliquity and inclination.

ACKNOWLEDGMENTS

Some of the data presented in this letter were obtained from the Multimission Archive at the Space Telescope Science Institute (MAST). GAW and NSL acknowledge Discovery Grant support from the Natural Science and Engineering Research Council of Canada. JHG is supported by NSERC Discovery Grants held by GAW and David Hanes (Queen's University) and the Ontario Graduate Scholarship. WLFM and JCB acknowledge financial support from the French National Research Agency (ANR) through programme number ANR-06-BLAN-0105. WLFM acknowledges the grant provided by IAU (Exchange of Astronomers Program) and CNES. DHC and RHDT are supported by NASA grant *LISA/NNG05GC36G*.

REFERENCES

- Alecian E., Wade G. A., Catala C., 2008, *A&A*, 481, 99
 Balona L. A., 1992, *MNRAS*, 254, 404
 Berghoefer T. W., Schmitt J. H. M. M., Cassinelli J. P., 1996, *A&A*, 118, 481
 Bouret J.-C. et al., 2008, *MNRAS*, 389, 75
 Cohen D. H. et al., 2008, *MNRAS*, 386, 1855
 Comeron F., Torra J., Gomez A. E., 1998, *A&A*, 330, 975
 de Wit W. J., Testi L., Palla F., Hinnecker H., 2005, *A&A*, 437, 247
 Donati J.-F. et al., 1997, *MNRAS*, 291, 658
 Donati J.-F. et al., 2001, *MNRAS*, 326, 1265
 Donati J.-F. et al., 2002, *MNRAS*, 333, 55
 Donati J.-F. et al., 2006, *MNRAS*, 365, L6
 Ekstrom S., Meynet G., Maeder A., 2008, in Bresolin F., Crowther P. A., Puls J. (eds), *Proc. IAU Symp. 250, Massive Stars as Cosmic Engines*. Kluwer, Dordrecht, p. 209
 Gray D. F., 1981, *ApJ*, 251, 155
 Grevesse N., Sauval A., 1998, *Space Sci. Rev.*, 85, 161
 Grevesse N., Asplund M., Sauval A. J., 2007, *Space Sci. Rev.*, 130, 105
 Grunhut J. H. et al., 2009, in Strassmeier K. G., Kosovichev A. G., Beckman J. (eds), *Proc. IAU Symp. 259, Cosmic Magnetic Fields*. Cambridge Univ. Press, Cambridge, p. 387
 Hillier D. J., Miller D. L., 1998, *ApJ*, 496, 407
 Hubrig S. et al., 2008, *A&A*, 490, 793
 Hubrig S. et al., 2009, *Astron. Nachr.*, 330, 317
 Marcolino W. L. F. et al., 2009, *A&A*, 498, 837
 Martins F., Schaerer D., Hillier D. J., 2005a, *A&A*, 436, 1049
 Martins F. et al., 2005b, *A&A*, 441, 735
 Neiner C. et al., 2003, *A&A*, 406, 1019
 Petit V. et al., 2008, *MNRAS*, L23
 Schnerr R. S. et al., 2008, *A&A*, 483, 857S
 Silvester J. et al., 2009, *MNRAS*, 398, 1505
 Turner N. H. et al., 2008, *AJ*, 136, 554
 ud-Doula A., Owocki S. P., 2002, *ApJ*, 576, 413
 ud-Doula A., Owocki S. P., Townsend R. H. D., 2008, *MNRAS*, 385, 97
 Wade G. A. et al., 2006, *A&A*, 451, 195
 Wade G. A. et al., 2009, in Strassmeier K. G., Kosovichev A. G., Beckman J. (eds), *Proc. IAU Symp. 259, Cosmic Magnetic Fields*. Cambridge Univ. Press, Cambridge, p. 333
 Walborn N. R., 1972, *AJ*, 77 312
 Walborn N. R., 1980, *ApJS*, 44, 535
 Wegner W., 2002, *Baltic Astron.*, 11, 1

This paper has been typeset from a $\text{\TeX}/\text{\LaTeX}$ file prepared by the author.